



























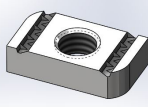
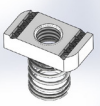

EMPIRE	ANVIL	PHD	B-LINE	ITEM DESCRIPTION	IMAGE
11	260	450	B3100	Adjustable Clevis Hanger	 
11B - Plain Carbon Steel (1/2" - 24")					
11G - Electro-Galvanized (1/2" - 24")					
11SS - T-304 Stainless (1/2" - 14")					
11GI	260	450	B3100	Galvanized Clevis Hanger (Imported)	
11GI - Electro-Galvanized (1/2" - 12")					
11HDGI	260	450	B3100	Hot-Dip Galvanized Clevis Hanger (Imported)	
11HDGI - Hot-Dip Galv (1/2" - 12")					
110	65	440	B3104	Clevis Hanger Light Weight	 
110B - Plain Carbon Steel (1/2" - 4")					
110G - Electro-Galvanized (1/2" - 4")					
110GI	65	440	B3104	Galvanized Light Weight Clevis Hanger (Imported)	
110GI - Electro-Galvanized (1/2" - 4")					
110CT	CT-65	442	B3104CT	Light Weight Clevis Hanger For Copper Tubing	 
110CT - Copper Plated (1/2" - 6")					
110CTI	CT-65	442	B3104CT	Light Weight Clevis Hanger For Copper Tubing (Imported)	
110CTI - Copper Gard (1/2" - 6")					
110PC	-	453	B3100C	Light Weight Clevis Hanger Plastic Coated	 
110PC - Plastic Coated (1/2" - 12")					
129CT	-	-	-	Van (Bell Type) Hanger Copper Gard	
129CT - Copper Gard (1/2" - 1")					
136	AS51	840	B422	Right Angle Clamp	
136G - Electro-Galvanized (1/2" - 4")					
136SX - T-316 Stainless (1/2" - 4")					
137	137	90 91	B3188	Standard U-Bolt	
137B - Plain Carbon Steel (1/2" - 12")					
137G - Electro-Galvanized (1/2" - 24")					
137HDG - Hot-Dip Galv (1/2" - 12")					
137SS - T-304 Stainless (1/2" - 16")					

EMPIRE	ANVIL	PHD	B-LINE	ITEM DESCRIPTION	IMAGE
13					
13BI - Plain Malleable Iron (3/8" - 1")	290	35	B3200	Weldless Eyunut	
13HDG - Hot-Dip Galv (3/8" - 1-1/2")					
153	-	905	B3058	Side Beam Connector	
153B Plain Malleable Iron (3/8" - 1/2")					
157	157	25	B3203	Extension Piece for Malleable Center Load Beam Clamp	
157G Electro-Galvanized (3/8" - 7/8")					
159	14	635	B3040	Adjustable Rod Beam Clamp	
159B Plain Carbon Steel (3/8" - 1/2")					
167	167	170	B3155	Pipe Covering Protection Shield	 
167G - Electro-Galvanized (Size 0-16)					
189	295	525	B3144	Double Bolt Pipe Clamp	 
189B - Plain Carbon Steel (3/4" - 12")					
189G - Electro-Galvanized (2" - 12")					
212	212	520 521	B3140	Standard Steel Pipe Clamp for Heavy Industrial and Marine Use	 
212B - Plain Carbon Steel (4" - 8")					
21L	95	250	B351L	C-Clamp With Lock nut	 
21LB - Plain Carbon Steel (3/8" - 3/4")					
21LG - Electro-Galvanized (3/8" - 1/2")					
21LSS - T-304 Stainless (3/8" - 5/8")					
218	218	630	B3054 ZN	Malleable Center Load Beam Clamp	
218G Electro-Galvanized (3/8" - 1/2")					
231	-	825	-	Two Hole Pipe Strap	
231G - Electro-Galvanized (3/8" - 6")					
231SS - T-304 Stainless (3/8" - 2")					
231CT	-	-	-	Two Hole Pipe Strap for Copper Tubing	
231CT - Copper Gard (1/2" - 2")					
233	-	-	-	One Hole Pipe Strap	
233G - Electro-Galvanized (1/2" - 2")					
233SS - T-304 Stainless (1/2" - 4")					

EMPIRE	ANVIL	PHD	B-LINE	ITEM DESCRIPTION	IMAGE
23L	86	270	B3036L	Ductile Iron C-Clamp With Locknut	
23LB - Plain Ductile Iron (3/8" - 3/4")					
23LG - Electro-Galvanized (3/8" - 1/2")					
24L	-	-	-	Purlin Clamp	
24LB - Plain Malleable Iron (3/8")					
272	181	470	B3100	Adjustable Roller Hanger	
272B Plain Finish (2" - 18")					
272G - Electro-Galvanized (4" - 18")					
275	175	460	B3120	Roller Chair	
275B - Plain Finish (2" - 14")					
277	202	490	B3060	Adjustable Two Rod Roller	
277B - Plain Finish (6" - 16")					
277HDG - Hot-Dip Galvanized (3" - 16")					
1900 - 1905	160 161 162 163 165	B3160 B3161 B3162 B3163 B3165	651 653 654 655 658	Pipe Covering Protection Saddle	 
1900B-Plain Finish-(1" INS, 1-4 Pipe Size)					
1901B-Plain Finish-(1-1/2" INS, 0-8 Pipe Size)					
1902B-Plain Finish-(2" INS, 0-12 Pipe Size)					
1903B-Plain Finish-(2-1/2" INS, 1 Pipe Size)					
1905B-Plain Finish-(4" INS, 6 Pipe Size)					
310	69	152	B3170	Emlock™ Swivel Hanger	 
310G - Electro-Galvanized (1/2" - 2")					
310SS - T-304 Stainless (1/2" - 4")					
310CT	CT-69	152	B3170CT	Swivel Ring Hanger For Copper Tubing	 
310CT - Copper Plated (1/2" - 6")					
310NFPA	69	141	B3170NF	Emlock™ Swivel Hanger For National Fire Protection	 
310NF - Electro Galv -(2-1/2"-4" [3/8" nut] 5"-8" [1/2" nut])					
310CTI	CT-69	152	B3170CT	Swivel Ring Hanger For Copper Tubing (Imported)	
310CTI - Copper Gard (1/2" - 6")					

EMPIRE	ANVIL	PHD	B-LINE	ITEM DESCRIPTION	IMAGE
41A	128R	940 941	B3199	Hanger Flange	
41AB - Plain Malleable Iron (3/8" - 1/2")					
41AG - Electro-Galvanized (3/8" - 1/2")					
41ACT - Copper Gard (3/8" - 1/2")					
41ASSI - T-304 Stainless (3/8" - 1/2")					
41	-	510R	B3198R	Split Ring Hanger (Bolt Thread)	
41SSI - T-304 Stainless (3/8" - 4")					
41H	138R	508R	B3198H	Split Ring Hanger Hinged	
41HB - Plain Malleable Iron (3/8" - 4")					
41HG - Electro-Galvanized (3/8" - 4")					
41HCT	CT138R	512H	B3198HCT	Split Ring Hanger Hinged For Copper Tubing	
41HCT - Copper Gard (1/4" - 4")					
41OD	-	-	-	OD Sized Split Ring Extension Hanger	
41ODSSI - T-304 Stainless (3/8" - 2-1/8")					
428KT	-	-	-	Adjustable Pipe Saddle Support Kit	
428KTHDG - Hot-Dip Galv (Size 4,6,8)					
47	110R	30	B3222	Eye Socket	
47B - Plain Malleable Iron (3/8" - 1/2")					
47G - Electro-Galvanized (3/8")					
50	261	550 551	B3373	Riser Clamp	 
50B - Plain Carbon Steel (1/2" - 20")					
50G - Electro-Galvanized (1/2" - 24")					
50SS - T-304 Stainless (1-1/2" - 12")					
50CT	CT-121	552	B3373CT	Riser Clamp for Copper Tubing	 
50CT - Copper Plated (1/2" - 6")					
50CTI	CT-121	552	B3373CT	Riser Clamp for Copper Tubing (Imported)	
50CTI - Copper Gard (1/2" - 6")					
51	135	100	B655	Rod Coupling	
51B - Plain Carbon Steel (3/8" - 3/4")					
51G - Electro-Galvanized (1/4" - 3/4")					
51SS - T-304 Stainless (3/8" - 3/4") Bulk					
52	-	130	-	Round Steel Washer	
52B - Plain Carbon Steel (3/8" - 3/4")					
52G - Electro-Galvanized (3/8" - 3/4")					
52SS T-304 Stainless (3/8" - 1/2") Bulk					

EMPIRE	ANVIL	PHD	B-LINE	ITEM DESCRIPTION	IMAGE
52F	-	136	-	Fender Washer	
52FB - Plain Finish (1/4")					
53	202	920	B3060	Angle Bracket	 
53B - Plain Carbon Steel (1/2")					
53G - Electro-Galvanized (3/8" - 5/8")					
54	146	20	-	Continuous Threaded Rod	
54B - Plain Finish (3/8" - 5/8" x 6' or 10')					
54G - Electro-Galv (1/4" - 7/8 x 6' or 10')					
54SS - T304 Stainless (3/8" - 1" x 6')					
55	28	40	B3213	Hanger Bolt	
55B - Plain Carbon Steel (3/8" x 6")					
56	Hex Nut	20	-	Standard Packaged Hex Nut	
56B - Plain Carbon Steel (3/8" - 2-3/4")					
56G - Electro-Galvanized (1/4" - 3/4")					
56SS - T-304 Stainless (3/8" - 1/2")					
58	Hex Bolt	41	B3209	Hex Head Bolt	
58B050275-Plain Finish (1/2"x2-3/4")					
58B058275-Plain Finish (5/8"x2-3/4")					
58B075300-Plain Finish (3/4"x3")					
58B078350-Plain Finish (7/8"x3-1/2")					
58B100400-Plain Finish (1"x4")					
600	600	590	B3132	Socket Clamp for Ductile Iron Pipe	 
600DIP - Plain Carbon Steel (4" - 12")					
599	599	595	B3132W	Socket Clamp Washer	
599B - Plain Ductile Iron (3/4")					
60	-	-	-	1/4" Beam Clamp	
60G - Electro-Galvanized (1/4")					
61	93 94	360	B3033	Top Beam Clamp	 
61B - Plain Malleable Iron (3/8" - 3/4")					
61G - Electro-Galvanized (3/8" - 3/4")					
62	92	350	B3034	Junior Top Beam Clamp	 
62B - Plain Malleable Iron (3/8" - 7/8")					
62G - Electro-Galvanized (3/8" - 7/8")					
62SS - T-304 Stainless (1/4" - 1/2")					
63	AS-85	-	B444	Rod Support Clamp	  
63G - Electro-Galvanized (1/4" - 1/2")					


EMPIRE	ANVIL	PHD	B-LINE	ITEM DESCRIPTION	IMAGE	
66L	66	900	B3083	Welding Beam Attachment (Less Nut & Bolt)		
66L - Plain Carbon Steel (3/8" - 1-1/4")						
66W - Plain Carbon Steel (3/8" - 1" W/ Nut and Bolt)						
73	-	47S	-	Drop In Anchor		
73G - Electro-Galvanized (3/8" - 3/4")						
73SS - T-304 Stainless (3/8")						
81	281	950	-	Concrete Insert		
81B - Plain Carbon Steel (3/8")		-				951
7001EC	AS901	-	B825	Strut Channel End Cap		
7001EC - Electro Galv (1-5/8"x1-5/8")	-					
7001EC White- PVC (1-5/8"x1-5/8")	AS902					
7001	AS200EH	1011	B22	1-5/8"x1-5/8" Slotted 12ga Strut Channel		
7001Z - Zinc Plated (12ga, 10' & 20')						
7001P - Painted (12ga, 10' & 20')						
7001SS - T304 Stainless (12ga, 10')						
7101	AS150EH	1011A - 1012A	B24SH	1-5/8"x1-5/8" Slotted 14ga Strut Channel		
7101Z - Zinc Plated (14ga, 10' & 20')						
7101P - Painted (14ga, 10' & 20')						
7101SS - T304 Stainless (14ga, 10')						
7201	AS500EH	1311	B54SH	1-5/8"x13/16" Slotted 14ga Strut Channel		
7201Z - Zinc Plated (14ga, 10')						
7201P - Painted (14ga, 10')						
7201SS - T304 Stainless (14ga, 10')						
8000	AS-NS	3001	N/WO Series	Strut Nut		
8000Z - Zinc Plated (3/8" - 3/4")		-				3011
8100	AS-RS	3101	N221	Spring Strut Nut		
8100Z - Zinc Plated (1/4" - 3/4")		-	-			N278
8100SX - T-316 Stainless (1/4" - 1/2")		3111	-			-
8150	AS-TG	-	TN221	Top Spring Strut Nut		
8150Z - Zinc Plated (1/4" - 3/8")			-			TN525



EMPIRE	ANVIL	PHD	B-LINE	ITEM DESCRIPTION	IMAGE
8200	AS1100AS	2001	B2007PA	Strut Pipe Clamp Assembled	
8200Z - Zinc Plated (3/8" - 12")		-	-		
8200SS - T-304 Stainless (1/2" - 12")		2016	B2132PA		
8250	AS1200AS Series	2401	B2020PA (ZN)	Strut Pipe Clamp Assembled (O.D. Size)	
8250Z - Zinc Plated (3/8" - 7")		2461	B2128PA (ZN)		
8300	AS1200CDL Series	2302	B2025PA (DCU)	Strut Pipe Clamp Assembled (Copper Tube)	
8300CT - Copper Gard (3/8" - 6")		2314	B2110PA (DCU)		
8350	AS1300AS Series	2101	B2207PA	Universal Pipe Clamp	
8350Z - Zinc Plated (1/2" - 2")		2107	B2213PA		
8500	ASOO4OD	2501	BVT025	Cushion Clamp (O.D. Size)	
8500Z - Zinc Plated (1/4" - 4-1/8")	-	-	-		
8500SS - T-304 Stainless (3/8" - 2-3/8")	AS106P	2514	BVT412		
8550	AS3792	2600	B1999 Vibra Cushion	Cushion Pipe Wrap	
9001FF	AS619	5000	B200	1-5/8" Square Strut Washer	
9001FFZ - Zinc Plated (1/4" - 5/8")		-	-		
9001FFSS - T-304 Stainless (1/4" - 1/2")		5004	B202-2		
9002FF	AS2504	5005	B202-1D	1-5/8" Square Strut Washer With Guides	
9002FFZ - Zinc Plated (3/8" - 1/2")		-	-		
9002FFSS - T-304 Stainless (3/8" - 1/2")		5008	B202-2D		
9007FF	AS888	5015	B341	Four Hole Splice Plate	
9007FFZ - Zinc Plated (1-5/8" x 7-1/4")					
9011FF	AS718	5025	B140	Three Hole Corner Plate	
9011FFZ - Zinc Plated (3-1/2" x 3-1/2")					
9014FF	AS719	5030	B143	Four Hole Corner Plate	
9014FFZ - Zinc Plated (3-1/2" x 5-3/8")					

EMPIRE	ANVIL	PHD	B-LINE	ITEM DESCRIPTION	IMAGE
9016FF	AS714	5035	B133	Four Hole Tee Plate	
9016FFZ - Zinc Plated (3-1/2" x 3-1/2")					
9022CA	AS603	5112	B230	Two Hole Corner Angle	
9022CAZ - Zinc Plated (1-7/8" x 2")					
9023CA	AS604	5110 (1-5/8" x x 2-1/4")	B101	Two Hole Corner Angle	
9023CAZ - Zinc Plated (1-5/8" x 2-15/16")					
9026CA	AS605 (2-5/16" x x 3-1/2")	5120 (2-5/16" x x 3-1/2")	B102	Three Hole Corner Angle	
9026CAZ - Zinc Plated (2-5/16" x 3-1/2")					
9027CA	AS606	5121 (1-5/8" x x 4-3/16")	B103	Three Hole Corner Angle	
9027CAZ - Zinc Plated (1-5/8" x 4-1/8")					
9028CA	AS745	5122	B232	Three Hole Corner Angle	
9028CAZ - Zinc Plated (3-7/8" x 1-7/8")					
9030CA	AS607	5130 (3-1/2" x x 4-3/16")	B104	Four Hole Corner Angle	
9030CAZ - Zinc Plated (3-1/2" x 4-1/8")					
9031CA	-	5131 (3-13/16" x x 3-7/8")	B115 (3-3/4" x x 3-15/16")	3-3/4" x 3-7/8" Four Hole Corner Angle	
9031CAZ - Zinc Plated (3-1/8" x 3-3/4")					
9046AF	-	5345	B248	Four Hole Open Angle 45°	
9046AFZ - Zinc Plated (3-1/2" x 3-11/16")					
9085BC	AS855	7060	B314	Strut Beam Clamp Window type	
9085BCZ - Zinc Plated (1-5/8" Strut)					



EMPIRE	ANVIL	PHD	B-LINE	ITEM DESCRIPTION	IMAGE					
9086BC	AS855	7060	B314	Strut Beam Clamp Window type						
<i>9086BCZ - Zinc Plated (13/16", 1-5/8" Strut)</i>										
9087BC	AS2651-T2	7075	B441-22A	Strut U-Bolt Beam Clamp						
<i>9087BCZ - Zinc Plated (2-7/16", 3-1/4" Strut)</i>										
9089PB	AS3025	-	-	Post Base (4"x6")						
<i>9089PBZ - Zinc Plated (1-5/8"x1-5/8" Strut)</i>										
9093PB	AS3033	6020	B280	Post Base Diagonal						
<i>9093PBZ - Zinc Plated (1-5/8"x1-5/8" Strut)</i>										
9094PB	AS3033SQ	6025	B280SQ	Post Base (6"x6")						
<i>9094PBZ - Zinc Plated (1-5/8"x1-5/8" Strut)</i>										
<i>9094SS - T-304 Stainless (1-5/8"x1-5/8" Strut)</i>										
DPC	-	-	-	Manhole Drop Pipe Clamp						
<i>DPCSS0400DIP-T-304 Stainless (4" DIP)</i>										
<i>DPCSS0600DIP-T-304 Stainless (6" DIP)</i>										
<i>DPCSS0600SDR35-T-304 Stainless (6" SDR-35)</i>										
<i>DPCSS0600SDR35-T-304 Stainless (8" SDR-35)</i>										
DPCSSKIT	-	-	-	Manhole Drop Pipe Clamp Accessories Kit						
<i>Kit Includes: 2 - 3/8" Drop in anchors 2 - 3/8" x 10" Full threaded rods 4 - 3/8" Hex nuts 4 - 3/8" Washers All of T-304 Stainless Steel</i>										