


## Commercial Pipe Supports

*Allows Plumbers to Install Rough-In Piping Prior to Stud Framing Being Erected.*



#114-C



#114-CO

### COPPER-BONDED FLUSH VALVE SUPPORT BRACKETS

#### "CHASE-WALL" SUPPORT

The #V-2 bracket supports 1/2"-3" tubing.



#V-2

The #114-C, #114-CO, and #114-CR carrier brackets mount directly to carrier and securely position the 1" stub out for flush valves at 11-1/2" above the fixture rim.

#114-CR



#111-S

### VERTICAL RUNS


The #111-S is designed to fit in a 3-1/2" or wider space securing 1/2" or 3/4" tubing vertically or horizontally.



#118-T6/  
#118-T8

### FITS in a 2-1/2" WALL

The #118-T6 and #118-T8 Holdrite® Copper-Bonded brackets can support 1/2"-3/4" tubing within a 2-1/2" wall space.




#115-C



#115

### UNIVERSAL BRACKETING SYSTEM


The #115 and #115-C position pipes either vertically or horizontally, depending on your needs.




#110-S-1/2

### SINK ROUGH-IN

The #110-S-1/2 and #110-R brackets are ideal for sink rough-in with Copper or PEX.



#110-R/  
#704



Please See Front Sheet for Additional Application Photos.

Model#	Description	Bracket Size	For Pipe Size	Box Qty.
109-A-9	"L" bracket with six 5/8" extruded holes at 2-3/4", 4-1/2", 6", 7", 8" or 9"	9-1/2" x 1-3/4" x 1-7/8"	1/2" CTS	50
110-R	Galvanized steel bracket for "Pipe on Pipe" support, positions 1/2", 3/4" or 1" tubing	10" x 2-3/4"	1/2", 3/4", 1" CTS	50
110-S-1/2	Copper-Bonded bracket with 5/8" notches on 1" centers	9-1/4" x 2-1/2"	1/2" CTS	50
111-S	Copper-Bonded bracket for 1/2" and 3/4" tubing	9-1/2" x 1-1/2"	1/2", 3/4" CTS	50
114-C	Copper-Bonded carrier bracket secures flush valve stub out at 4-1/2" off center	23-1/4" x 2-1/2"	1" CTS	6
114-CO	Copper-Bonded carrier bracket secures flush valve at 4-3/4" off center left or right with its "Figure 8" hole pattern	23-1/4" x 2-1/2"	1" CTS	6
114-CR	Copper-Bonded carrier bracket secures flush valve stub out and has an open top design	23-1/4" x 2-1/2"	1" CTS	6
115	Galvanized steel bracket secures 1/2" through 2" pipe	7-1/2" x 2"	1/2"-2" CTS/IPS	25
115-C	Copper-Bonded bracket secures 1/2" through 2" pipe	7-1/2" x 2"	1/2"-2" CTS/IPS	25
118-T6	Copper-Bonded bracket supports 1/2" and 3/4" tubing within a 2-1/2" wall	9-1/8" x 1-3/4" x 1-1/2"	1/2", 3/4"	50
118-T8	Copper-Bonded bracket supports 1/2" and 3/4" tubing within a 2-1/2" wall	9-1/8" x 1-3/4" x 1-1/2"	1/2", 3/4"	50
V-2	Copper-Bonded steel bracket designed to hold 1/2" to 3" tubing horizontally	4-1/2" x 4-1/2"	1/2"-3" CTS	25



Model#	Description	Platform Size	Box Qty.
40-SWHP	Suspended Water Heater Platform/Drain Pan (supports up to 21-1/4" water heaters)	21-1/4" X 21-1/4" X 2-1/2"	1
50-SWHP	Suspended Water Heater Platform/Drain Pan (supports up to 26-1/2" water heaters)	26-1/2" X 26-1/2" X 2-1/2"	1



Model#	Description	Bracket Size	For Pipe Size	Box Qty.
101-26	26" Copper-Bonded bracket positions 1/2" tubing	26"	1/2" CTS	50
101-26-R	26" Copper-Bonded bracket with extruded holes positions 1/2" or 3/4" tubing	26"	1/2", 3/4" CTS	25
102-26	26" Copper-Bonded bracket positions 1/2", 3/4" or 1" tubing	26"	3/4", 1" CTS	50
103-26	26" Galvanized bracket with 1-3/8" keyed holes	26"	1/2", 3/4", 1" CTS	50
108-26	26" Copper-Bonded bracket with extruded holes positions 1/2", 3/4" or 1" tubing	26"	1/2", 3/4", 1" CTS	50
150-26	26" Copper-Bonded bracket positions 1/2" or 3/4" tubing	26"	1/2", 3/4" CTS	50
601-26	26" Galvanized steel bracket to support CPVC tubing	26"	1/2", 3/4" CTS	50



Model#	Description	Bracket Size	For Pipe Size	Box Qty.
121	Galvanized steel bracket supports one 1/2", 3/4" or 1" copper, PEX or CPVC tube	2" X 1-1/2"	1/2", 3/4", 1" CTS	25
121-D	Galvanized steel bracket supports two 1/2", 3/4" or 1" copper, PEX or CPVC tubes	5" X 3" X 1" 5" x 2-1/4" x 1-3/4"	1/2", 3/4", 1" CTS	25
121-L	Galvanized steel bracket supports two 1/2", 3/4" or 1" copper, PEX or CPVC tubes	5" X 2-1/2" X 2"	1/2", 3/4", 1" CTS	25
121-O	Galvanized steel bracket supports three 1/2", 3/4" or 1" copper, PEX or CPVC tubes	4-1/2" X 4" X 1-1/2"	1/2", 3/4", 1" CTS	25
121-R	Galvanized steel bracket supports one 1/2", 3/4" or 1" copper, PEX or CPVC tube	2" X 1-3/4" X 1-1/2"	1/2", 3/4", 1" CTS	25
121-W	Galvanized steel bracket supports one 1/2", 3/4" or 1" copper, PEX or CPVC tube	3" X 1-3/4" X 3/4"	1/2", 3/4", 1" CTS	25
125	Concrete insert bracket supports 1/2", 3/4" or 1" tubing	8-3/4" X 2-1/2"	1/2", 3/4", 1" CTS	50
125-L	Concrete insert bracket supports single or double 1/2", 3/4" or 1" tubing	10-3/4" X 2-1/2"	1/2", 3/4", 1" CTS	50