

Viega MegaPress Systems



The global leader
in plumbing, heating
and pipe joining systems

viega

Viega MegaPress Systems

Heritage of quality, vision for the future

Viega's heritage of superiority demands nothing but the best for our customers. Engineered to be efficient, Viega products perform at the highest possible level, providing confidence and peace of mind. Viega is the only manufacturer to offer press systems in multiple pipe joining materials. More than one million Viega press fittings are installed every day around the world and, with a Supply Chain that can process orders in less than 24 hours, Viega is positioned to provide customers with the best, most versatile support in the industry.

Introducing the Viega MegaPress system

In the past, black iron piping systems, known in standards as black steel piping systems, have been installed by threading or welding. Both methods are labor intensive and can produce inconsistent pipe connections. Threading and welding also require the use of cumbersome, expensive equipment. Now, Viega has created a new way to join black iron pipe without the mess and inconvenience of traditional methods. The same press technology that revolutionized copper and stainless pipe joining is now available for black iron systems.

Viega MegaPress and Viega MegaPressG are the only carbon steel press fittings for black iron pipe. The Viega MegaPress system can reduce installation time up to 60 percent with no need for messy cutting oils or heavy equipment. Manufactured with the patented Viega Smart Connect feature, Viega MegaPress fittings help installers easily identify unpressed connections during pressure testing. Available in multiple configurations from ½" to 2", Viega MegaPress fittings are well suited for residential, commercial and industrial applications.

Do more with Viega

Viega press technology is consistent and reliable, providing the same quality pipe connections every time. Viega press systems make secure connections in less than seven seconds, which helps keep a project on time or ahead of schedule. The Viega MegaPress system helps installers accomplish more in the same amount of time.

A true innovator since 1899, Viega is at the forefront of pipe joining technology. With personalized support, efficient delivery processes and trustworthy quality, no other manufacturer can provide the same level of service. The global leader in plumbing, heating and pipe joining systems, Viega is the name you can trust.

Viega MegaPress Systems

Table of contents

Introduction	4
---------------------------	---

Viega MegaPress

System Data	6
MegaPress Product Instructions	7
MegaPressG Product Instructions	8
Technical Information	9
Pipe Preparation Guide	10
Approved Applications	11

Viega MegaPress

Dimensional Documentation	13
---------------------------------	----

Warranty

MegaPress Viega Limited Warranty	19
--	----

Viega MegaPress Systems

Save time, labor and cleanup with Viega MegaPress

Introducing the Viega MegaPress system

In the past, black iron piping systems, known in standards as black steel piping systems, have been installed by threading or welding. Both methods are labor intensive and can produce inconsistent pipe connections. Threading and welding also require the use of cumbersome, expensive equipment. Now, Viega has created a new way to join black iron pipe without the mess and inconvenience of traditional methods. The same press technology that revolutionized copper and stainless pipe joining is now available for black iron systems.

The Viega MegaPress system can reduce installation time up to 60 percent with no need for messy cutting oils or heavy equipment. Manufactured with the patented Viega Smart Connect feature, Viega MegaPress fittings help installers easily identify unpressed connections during pressure testing. Available in multiple configurations from ½" to 2", Viega MegaPress fittings are well suited for residential, commercial and industrial applications.

For more specific information on applications for Viega MegaPress, contact Viega Technical Services at 1-866-838-8714. For a complete list of applications, please reference the chart on page 17.



Viega MegaPress



Viega MegaPressG

Viega MegaPress Systems

Black iron fire protection you can count on

Viega MegaPress is UL and FM certified for fire protection applications in sizes ½" to 2". As with other Viega press systems, Viega MegaPress fittings can be used in pre-fabricated assemblies, producing a straight, clean installation. And with the patented Viega Smart Connect feature, installers can verify that all fittings in pre-fabbed assemblies are pressed before they are installed.

Backed by a written warranty and approved for NFPA 13, 13D and 13R fire sprinkler systems, Viega MegaPress can be installed in industrial applications or commercial projects like hotels and dorms. With Viega's patented cold-press technology, installations in attics and tight corners are safer than with traditional joining methods. With no threading required, installers don't need to carry heavy equipment or bother with metal shavings or cutting oils.

Viega MegaPress fittings provide a safe, clean, fast method for installing a fire protection system in industrial, commercial or residential projects. Viega MegaPress reduces the length of time a system must be shut down for maintenance and makes new installations easy, providing security and complete peace of mind.

Guaranteed peace of mind

Viega MegaPress offers the patented Viega Smart Connect feature, the only guaranteed connection identification method in the industry. The Viega Smart Connect feature allows water or air to flow past the sealing element in an unpressed fitting, clearly indicating a missed connection. Since installers can easily see if all connections have been made during pressure testing, the Viega Smart Connect feature provides guaranteed security and peace of mind.



Unpressed

1 Identify an unpressed connection during pressure testing when water or air flows past the sealing element.



Pressing

2 Upon identification, use the press tool to press the fitting, making a permanent leak-proof connection.



Pressed

3 Viega MegaPress connections are fast, flameless and guaranteed.

Viega MegaPress Systems

Viega MegaPress® and MegaPressG Fitting Systems

Viega MegaPress and MegaPressG fittings are designed for use in piping systems utilizing ASTM A53, A106, A135 and A795 schedule 5 – schedule 40 black steel pipe.

Viega MegaPressG fittings for fuel gas or fuel oil systems can be used with ASTM A53 schedule 40 black steel pipe.

Listings and Certifications

Viega MegaPress:

- UL 213
- FM Class 1920
- IAPMO PS117
- ICC LC1002
- DNV
- CRN #0A14541.6
- ABS
- GL
- LR

Viega MegaPressG:

- ANSI LC4/CSA 6.32
- IAPMO LC4
- ICC LC4
- LR
- CRN #0A14541.6
- ABS
- GL

Compliant with:

- Uniform Plumbing Code
- Uniform Mechanical Code
- International Plumbing Code
- International Mechanical Code
- International Fuel Gas Code
- ASME B31
- NFPA 13, 13D and 13R, 31, 54 and 58
- CSA B149.1

Viega MegaPress and MegaPressG fittings are available in the following fitting configurations in size ½" to 2":

- P x P Coupling
- P x P No-stop coupling
- P x Cap
- P x Flange
- P x FPT adapter
- P x FPT Reducing adapter
- FTG x P Reducer
- P x MPT adapter
- P x P 90° Elbow
- P x P 45° Elbow
- FTG x P 90° Elbow
- FTG x P 45° Elbow
- P x P x P Tee
- P x P x P Reducing Tee
- P x P x FPT Tee
- P x P Union

Viega MegaPress fittings are provided with a factory-installed EPDM sealing element, a 304 stainless steel separator ring and a 420 stainless steel grip ring approved for use in hydronic heating, compressed air, fire sprinkler and cooling water applications.

Viega MegaPressG fittings are provided with a factory-installed HNBR sealing element, a 304 stainless steel separator ring and a 420 stainless steel grip ring and are CSA LC4 approved for fuel oil and fuel gas installations.



All Viega MegaPress and MegaPressG fittings are constructed with the patented Smart Connect feature. The Smart Connect feature is a quick and easy way for installers to identify connections that need to be pressed. Testing for leaks using the Smart Connect feature is not a replacement for testing to the requirements of local codes or standards.

Operating Temperatures:

Viega MegaPress: 0 to 250°F

Viega MegaPressG: -40 to 180°F

Operating Pressures:

Viega MegaPress: 200 psi max

Viega MegaPressG: 125 psi max for fuel gas applications
200 psi for other approved applications

Viega MegaPress/MegaPressG Test Pressure: 600 psi max

Viega MegaPress and MegaPressG systems are approved for underground use and must be protected against corrosion in accordance with NFPA 54 section 404.8, NACE Standard RP0169-2002 section 5, 2009 UPC Chapter 6 section 609.3.1, 2009 UMC Chapter 13 section 1312.1.3 and in a manner satisfactory to the local code official.

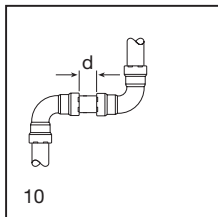
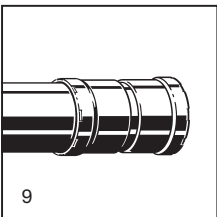
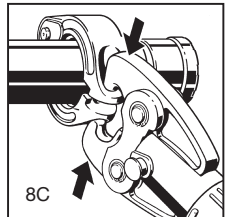
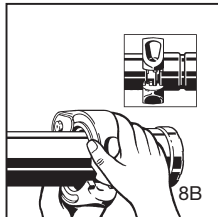
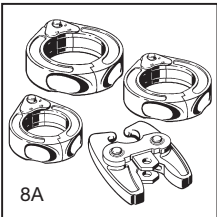
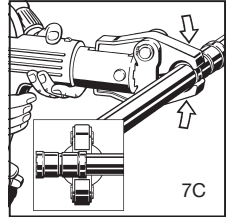
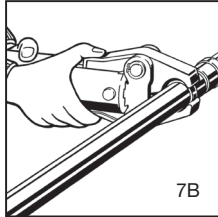
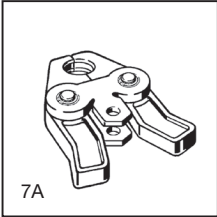
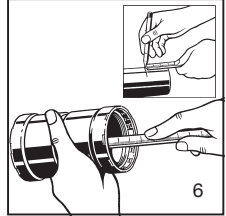
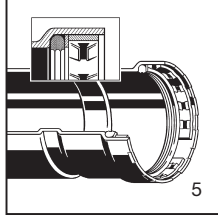
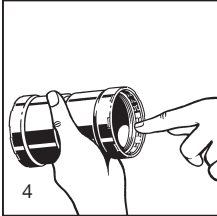

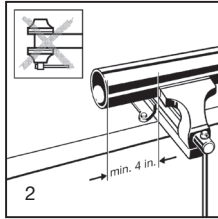
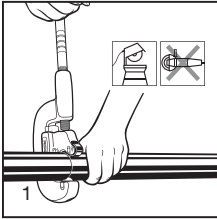
Recommended Tools:

- RIDGID RP 330-B
- RIDGID RP 330-C
- RIDGID RP 340-B
- RIDGID CT-400

Contact a local Viega representative for applications other than those listed on this document.

Viega MegaPress Systems

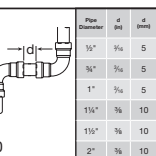
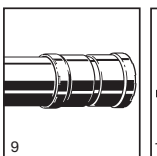
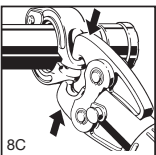
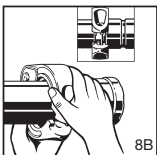
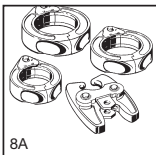
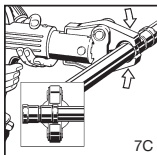
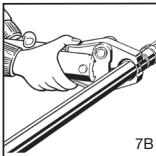
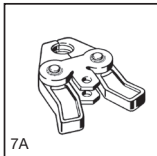
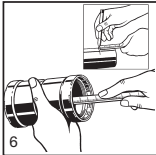
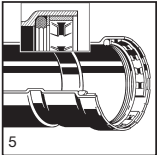
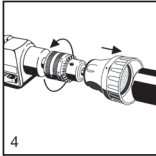
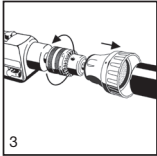
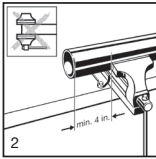
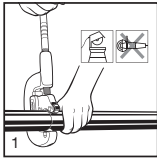
Product Instructions



Pipe Diameter	d (in)	d (mm)
1/2"	3/16	5
3/4"	3/16	5
1"	3/16	5
1 1/4"	3/8	10
1 1/2"	3/8	10
2"	3/8	10

Viega MegaPressG Systems

Product Instructions



1. Cut piping at right angles using displacement type cutter.
2. Keep end of piping a minimum of 4" away from the contact area of the vise to prevent possible damage to the piping in the press area. See RIDGID Manual for minimum clearance required for prep tools.
3. Remove burr from inside and outside of piping and prep to proper insertion depth using a preparation tool or fine grit sandpaper.
4. Check seal and grip ring for correct fit. Do not use oils or lubricants.
5. Illustration demonstrates proper fit of grip ring, separation ring and sealing element.
6. Mark proper insertion depth. Improper insertion depth may result in an improper seal. The depth marking shall be visible on the completed assembly.
- 7a. Viega® MegaPress® 1/2" - 1" fitting connections must be performed with MegaPress Jaws. See RIDGID Operator's Manual for proper tool instructions.
- 7b. Open the MegaPress Jaw and place at right angles on the fitting. Visually check insertion depth using mark on piping.
- 7c. Start pressing process and hold the trigger until the jaw has engaged the fitting. Keep extremities and foreign objects away from MegaPress Jaw during pressing operation to prevent injury or incomplete press.
- 8a. Viega MegaPress 1 1/4" - 2" fitting connections must be performed with MegaPress Rings and V2 Actuator. See Operator's Manual for proper tool instructions.
- 8b. Open MegaPress Ring and place at right angles on the fitting. MegaPress Ring must be engaged on the fitting bead. Check insertion depth.
- 8c. Place V2 Actuator onto MegaPress Ring and start pressing process. Hold the trigger until the Actuator has engaged the MegaPress Ring. Keep extremities and foreign objects away from MegaPress Ring and V2 Actuator during pressing operation to prevent injury or incomplete press.
9. Remove MegaPress Jaw from fitting or release V2 Actuator from RIDGID MegaPress Ring and then remove MegaPress Ring from the fitting on completion of press. Remove control label to indicate press has been completed.

Note: The installation, inspection, testing and purging of the fuel gas system shall be in accordance with local codes or, in the absence of local codes, in accordance with the International Fuel Gas Code, NFPA 54/National Fuel Gas Code z223.1, the Uniform Plumbing Code, NFPA 58, or CSA B 149.1 as applicable.

CAUTION:

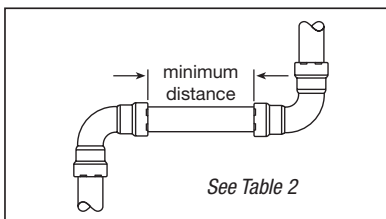
- (a) The fittings are for use with fuel gases and are intended for the operating pressure 0-125 psi.
- (b) The fuel gas system shall not be used as a grounding electrode for an electrical system.

Viega MegaPress Systems

Technical Information

Pipe Size	Insertion Depth (in)
1/2"	1 1/16
3/4"	1 3/16
1"	1 3/8
1 1/4"	1 7/8
1 1/2"	1 7/8
2"	2

Table 1












Minimum distance between two Viega MegaPress press connections 1/2" to 2"		
Pipe Diameter	Minimum Distance (in)	Minimum Distance (mm)
1/2"	3/16	5
3/4"	3/16	5
1"	3/16	5
1 1/4"	3/8	10
1 1/2"	3/8	10
2"	3/8	10

Table 2

Viega MegaPress Systems

Pipe Preparation Guide

Description	Different kinds of pipe surface	Prep necessary	Surface after prepping	Comments
		Yes / No		
clean bare pipe		No		If the pipe has no lacquer and there is no rust on the surface and the surface is smooth no preparing is necessary.
pipe with lacquer		Yes		If the pipe is coated with lacquer the lacquer has to be smoothed. It is not necessary to completely remove the lacquer.
pipe with black shellac		Yes		If the pipe is coated with black shellac the shellac has to be smoothed. It is not necessary to completely remove the shellac.
pipe with rust		Yes		If the pipe has no lacquer and there is a rust film on the surface the surface has to be prepped until the rust film is removed and the pipe surface is smooth.
epoxy coating		Yes		The epoxy coating must be reduced to allow the pipe to be inserted into the fitting.
cataphoretic paint (KTL)				If the pipe is cataphoretic painted (KTL) and the surface is smooth it is not necessary to prep the pipe. If there are scratches on the KTL the surface has to be smoothed.

Viega MegaPress Systems

Approved Applications

Type of Service	System Operating Conditions			MegaPress	MegaPressG
	Comments	Pressure	Temperature	EPDM	HNBR
Fluids/Water					
Chilled Water	Ethylene Glycol Propylene Glycol	200 psi	Down to -4°F	√	
Hydronic Heating	Ethylene Glycol Propylene Glycol	200 psi	0°F - 250°F	√	
Fire Sprinkler	Compliant with UL and FM for NFPA 13, 13D and 13R	175 psi	Ambient	√	
Low Pressure Steam		Up to 15 psi	max. 248°F	√	
Oil and Lubricant					
Heating Fuel Oil		125 psi	-40°F - 180°F		√
Diesel Fuel	Compliant with NFPA 30 and 30A	125 psi			√
Engine Oil		150 psi	Ambient		√
Gear Grease		150 psi	104°F		√
Hydraulic Fluid	Mineral based	200 psi	Ambient		√
Transmission Fluid		200 psi	Ambient		√
Gases					
Natural Gas, LP Gas and Fuel Oil		125 psi max.	-40°F - 180°F		√
Compressed Air	Oil Concentrate < 25mg/m3	200 psi	up to 140°F	√	√
	Oil Concentrate > 25mg/m3	200 psi	up to 140°F		√
Vacuum		Max. 29.2in Hg	up to 140°F	√	√
Oxygen Non-medical	Keep oil and fat free / non liquid	140 psi	Up to 140°F	√	√
Nitrogen		200 psi	up to 140°F	√	√
Argon		200 psi	up to 140°F	√	√
Carbon Dioxide		200 psi	up to 140°F	√	√
1. Consult the Viega Technical Support Department for information on applications not listed and applications outside the temperature and pressure ranges listed above.					
2. All systems are recommended to be clearly labeled with the fluid or gas being conveyed. For further information please see the Viega technical bulletin TB-PIPELABELING					

Viega MegaPress Sealing Elements

Viega MegaPress EPDM Sealing Element

Operating temperature: 0°F to 250°F (-18°C to 120°C)

This sealing element is used mainly in the applications of hydronic heating, chilled water and fire sprinkler installations. EPDM, or ethylene-propylene-diene monomer, is shiny black in color. The EPDM sealing element is a synthetically manufactured and peroxidically cross-linked general-purpose elastomer with a wide range of applications.

The EPDM sealing element possesses excellent resistance to aging, ozone, sunlight, weathering, environmental influences, alkalis and most alkaline solutions and chemicals used in a broad range of applications.

Viega MegaPressG HNBR Sealing Element

Operating temperature: -40°F to 180°F (-40°C to 82°C)

This sealing element is used mainly for fuel gas applications. HNBR, or Hydrogenated Nitrile Butadiene Rubber, is yellow in color for easy identification.

With its excellent performance for the most demanding of applications, HNBR is the ideal choice for applications needing excellent physical properties, as well as oil and/or chemical resistance.

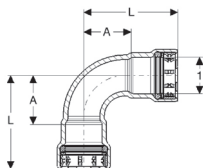
Viega MegaPress Systems

Dimensional Documentation



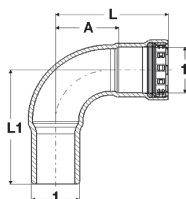
Viega MegaPress® and MegaPressG Fitting System

Dimensional Documentation (inches)



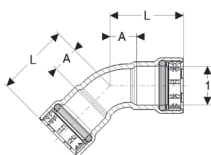
Viega MegaPress 90° Elbow, Carbon Steel, P x P - Models 4816 / 6616

Part No.		Size	A (in)	L (in)
MegaPress	MegaPressG	1		
25200	25201	½"	1.17	2.24
25205	25206	¾"	1.36	2.52
25210	25211	1"	1.72	3.07
25215	25216	1¼"	2.00	3.82
25220	25221	1½"	2.26	4.13
25225	25226	2"	2.80	4.76



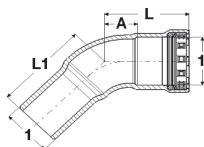
Viega MegaPress 90° Elbow, Carbon Steel, FTG x P - Models 4816.1 / 6616.1

Part No.		Size	A (in)	L (in)	L1 (in)
MegaPress	MegaPressG	1			
26050	26051	½"	1.17	2.24	2.56
26055	26056	¾"	1.36	2.52	2.80
26060	26061	1"	1.72	3.07	3.39
26065	26066	1¼"	2.00	3.82	4.04
26070	26071	1½"	2.26	4.13	4.21
26075	26076	2"	2.80	4.76	5.08



Viega MegaPress 90° Elbow, Carbon Steel, FTG x P - Models 4816.1 / 6616.1

Part No.		Size	A (in)	L (in)
MegaPress	MegaPressG	1		
25230	25231	½"	0.60	1.67
25235	25236	¾"	0.71	1.87
25240	25241	1"	0.86	2.20
25245	25246	1¼"	0.98	2.80
25250	25251	1½"	1.12	2.99
25255	25256	2"	1.32	3.29

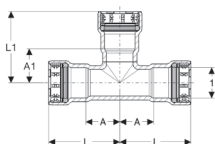


Viega MegaPress 45° Elbow, Carbon Steel, FTG x P - Models 4826.1 / 6626.1

Part No.		Size	A (in)	L (in)	L1 (in)
MegaPress	MegaPressG	1			
26100	26101	½"	0.60	1.67	1.97
26105	26106	¾"	0.71	1.87	2.13
26110	26111	1"	0.86	2.20	2.52
26115	26116	1¼"	0.98	2.80	2.99
26120	26121	1½"	1.12	2.99	3.07
26125	26126	2"	1.32	3.29	3.58

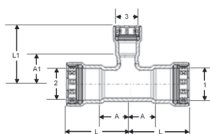
Viega MegaPress® and MegaPressG Fitting System

Viega MegaPress Tee, Carbon Steel, P x P x P - Models 4818 / 6618



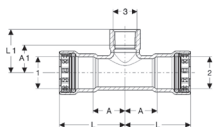
Part No.		Size	A (in)	L (in)	A1 (in)	L1 (in)
MegaPress	MegaPressG	1				
25300	25301	½"	0.97	2.04	0.93	2.00
25305	25306	¾"	1.11	2.26	1.09	2.24
25310	25311	1"	1.23	2.57	1.23	2.57
25315	25316	1¼"	1.41	3.23	1.38	3.20
25320	25321	1½"	1.57	3.44	1.54	3.41
25325	25326	2"	1.78	3.75	1.80	3.77

Viega MegaPress Reducing Tee, Carbon Steel, P x P x P - Models 4818 / 6618



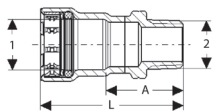
Part No.		Size	A (in)	A1 (in)	L (in)	L1 (in)
MegaPress	MegaPressG	1 2 3				
25330	25331	¾" x ¾" x ½"	1.11	1.07	2.26	2.14
25335	25336	1" x 1" x ½"	1.23	1.20	2.57	2.28
25340	25341	1" x 1" x ¾"	1.23	1.24	2.57	2.40
25350	25351	1¼" x 1¼" x 1"	1.41	1.38	3.23	2.73
25360	25361	1½" x 1½" x ½"	1.57	1.44	3.44	2.51
25365	25366	1½" x 1½" x ¾"	1.57	1.48	3.44	2.64
25370	25371	1½" x 1½" x 1"	1.57	1.48	3.44	2.83
25375	25376	1½" x 1½" x 1¼"	1.57	1.50	3.44	3.32
25380	25381	2" x 2" x ½"	1.81	1.74	3.78	2.81
25385	25386	2" x 2" x ¾"	1.81	1.80	3.78	2.95
25390	25391	2" x 2" x 1"	1.81	1.75	3.78	3.10
25395	25396	2" x 2" x 1¼"	1.81	1.78	3.78	3.60
25400	25401	2" x 2" x 1½"	1.78	1.84	3.75	3.71

Viega MegaPress Reducing Tee, Carbon Steel, P x P x FPT - Models 4817.2 / 6617.2



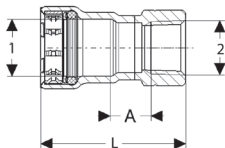
Part No.		Size	A (in)	A1 (in)	L (in)	L1 (in)
MegaPress	MegaPressG	1 2 3				
25405	25406	¾" x ¾" x ½"	1.11	1.02	2.26	1.55
25480	25481	¾" x ¾" x ¾"	1.11	1.02	2.26	1.58
25410	25411	1" x 1" x ½"	1.23	1.19	2.57	1.73
25415	25416	1" x 1" x ¾"	1.23	1.18	2.57	1.73
25485	25486	1¼" x 1¼" x ½"	1.41	1.31	3.23	1.85
25435	25436	1½" x 1½" x ½"	1.57	1.42	3.44	1.95
25440	25441	1½" x 1½" x ¾"	1.57	1.41	3.44	1.97
25445	25446	1½" x 1½" x 1"	1.57	1.57	3.44	2.24
25450	25451	1½" x 1½" x 1¼"	1.57	1.47	3.44	2.15
25455	25456	2" x 2" x ½"	1.81	1.70	3.78	2.24
25460	25461	2" x 2" x ¾"	1.81	1.72	3.78	2.28
25465	25466	2" x 2" x 1"	1.78	1.89	3.75	2.55
25470	25471	2" x 2" x 1¼"	1.78	1.77	3.75	2.45
25475	25476	2" x 2" x 1½"	1.81	1.73	3.78	2.41

Viega MegaPress® and MegaPressG Fitting System



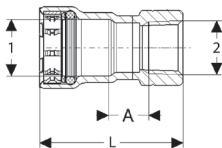
Viega MegaPress Adapter, Carbon Steel, P x MPT - Models 4811 / 6611

Part No.		Size	A (in)	L (in)
MegaPress	MegaPressG	1 2		
25100	25101	½" x ½"	1.45	2.52
25105	25106	¾" x ¾"	1.50	2.66
25110	25111	1" x 1"	1.66	3.00
25115	25116	1¼" x 1¼"	1.82	3.64
25120	25121	1½" x 1½"	1.93	3.80
25125	25126	2" x 2"	1.93	3.90



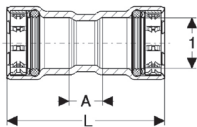
Viega MegaPress Adapter, Carbon Steel, P x FPT - Models 4812 / 6612

Part No.		Size	A (in)	L (in)
MegaPress	MegaPressG	1 2		
25130	25131	½" x ½"	0.69	2.29
25135	25136	¾" x ¾"	0.74	2.49
25140	25141	1" x 1"	0.73	2.74
25145	25146	1¼" x 1¼"	0.69	3.19
25150	25151	1½" x 1½"	0.72	3.27
25155	25156	2" x 2"	0.76	3.42



Viega MegaPress Reducing Adapter, Carbon Steel, P x FPT - Models 4812 / 6612

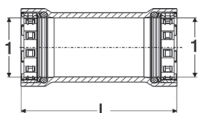
Part No.		Size	A (in)	L (in)
MegaPress	MegaPressG	1 2		
25575	25576	¾" x ½"	0.64	2.33
25580	25581	1" x ½"	1.03	2.91
25585	25586	1" x ¾"	0.78	2.68
25590	25591	1¼" x ½"	1.12	3.47
25595	25596	1¼" x ¾"	1.11	3.48
25600	25601	1¼" x 1"	0.84	3.32
25605	25606	1½" x ½"	1.31	3.72
25610	25611	1½" x ¾"	1.27	3.70
25615	25616	1½" x 1"	1.11	3.64
25620	25621	1½" x 1¼"	0.86	3.41
25625	25626	2" x ½"	1.56	4.06
25630	25631	2" x ¾"	1.54	4.06
25635	25636	2" x 1"	1.35	3.98
25640	25641	2" x 1¼"	1.28	3.93
25645	25646	2" x 1½"	0.78	3.43



Viega MegaPress Coupling with Stop, Carbon Steel, P x P - Models 4815 / 6615

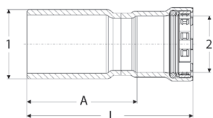
Part No.		Size	A (in)	L (in)
MegaPress	MegaPressG	1		
25000	25001	½"	0.56	2.70
22005	22009	¾"	0.63	2.94
25010	25011	1"	0.57	3.26
25015	25016	1¼"	0.70	4.34
25020	25021	1½"	0.89	4.63
25025	25026	2"	0.77	4.71

Viega MegaPress® and MegaPressG Fitting System



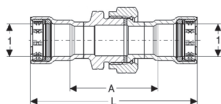
Viega MegaPress Coupling No Stop, Carbon Steel, P x P - Models 4815.5 / 6615.5

Part No.		Size	L (in)	
MegaPress	MegaPressG	1		
25030	25031	½"		2.70
25035	25036	¾"		2.94
25040	25041	1"		3.29
25045	25046	1¼"		4.31
25050	25051	1½"		4.63
25055	25056	2"		4.71



Viega MegaPress Reducer, Carbon Steel, FTG x P - Models 4815.1 / 6615.1

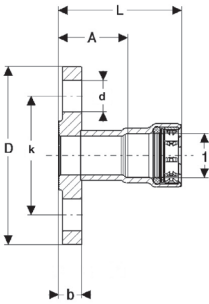
Part No.		Size	A (in)	L (in)	
MegaPress	MegaPressG	1 2			
26000	26001	¾" x ½"	1.85		2.93
26005	26006	1" x ½"	2.14		3.21
26010	26011	1" x ¾"	2.09		3.24
26015	26016	1¼" x 1"	2.63		3.98
26020	26021	1½" x ¾"	2.98		4.13
26025	26031	1½" x 1"	2.81		4.16
26030	26026	1½" x 1¼"	2.69		4.50
26035	26036	2" x 1"	3.14		4.49
26040	26041	2" x 1¼"	3.02		4.83
26045	26046	2" x 1½"	2.96		4.83



Viega MegaPress Union, Carbon Steel, P x P - Models 4860 / 6660

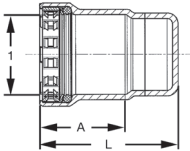
Part No.		Size	A (in)	L (in)	
MegaPress	MegaPressG	1			
25700	25701	½"	2.33		4.47
25705	25706	¾"	2.67		4.98
25710	25711	1"	2.60		5.29
25715	25716	1¼"	2.85		6.49
25720	25721	1½"	2.90		6.64
25725	25726	2"	3.41		7.35

Viega MegaPress® and MegaPressG Fitting System



Viegga MegaPress Flange, Carbon Steel, P x BP - Models 4859.5 / 6659.5

Part No.		Size	A (in)	L (in)	b (in)	k (in)	D (in)	d (in)
MegaPress	MegaPressG	1						
25760	25761	½"	1.37	2.44	0.46	2.36	3.54	0.63
25765	25766	¾"	1.44	2.60	0.52	2.76	3.94	0.63
25770	25771	1"	1.61	2.96	0.58	3.11	4.33	0.63
25775	25776	1¼"	1.76	3.57	0.64	3.50	4.53	0.63
25780	25781	1½"	1.93	3.80	0.70	3.86	4.92	0.63
25785	25786	2"	1.93	3.90	0.77	4.76	5.91	0.75



Viegga MegaPress Cap, Carbon Steel, P x Cap - Models 4856 / 6656

Part No.		Size	A (in)	L (in)
MegaPress	MegaPressG	1		
25730	25731	½"	1.07	2.14
25735	25736	¾"	1.16	2.26
25740	25741	1"	1.35	2.43
25745	25746	1¼"	1.82	2.95
25750	25751	1½"	1.87	3.07
25755	25756	2"	1.97	3.09

Viega MegaPress Systems

MegaPress Viega Limited Warranty

Subject to the conditions and limitations in this Limited Warranty, Viega LLC (Viega) warrants to end users, installers, and distribution houses that its Viega MEGAPRESS metal press fittings (Viega Product) with application appropriate sealing element when properly installed shall be free from failure caused by manufacturing defects for a period of ten (10) years from date of installation in Viega MEGAPRESS Approved Applications for fluids/water, oil and lubricant, and gases under Viega specified system operating conditions.

Under this Limited Warranty, you only have a right to a remedy if the failure or leak resulted from a manufacturing defect in the Viega Product and the failure or leak occurs during the warranty period. You do not have a remedy under this warranty and the warranty remedy does not apply if the failure or any resulting damage is caused by (1) components other than those manufactured or sold by Viega, such as black iron pipe; (2) not designing, installing, inspecting, testing, or maintaining the Viega Product in accordance with Viega's installation and product instructions in effect at the time of installation and other specifications and approvals applicable to the installation; (3) use of Viega Product under non recommended system operating conditions, improper handling and protection of the Viega Product prior to, during and after installation, inadequate freeze protection, or exposure to environmental conditions not recommended for the application; or (4) acts of nature, such as, but not limited to, earthquakes, fire, or weather damage. In the event of a leak or other failure of the Viega Product covered by this warranty, it is the responsibility of the end user to take appropriate measures to mitigate any damage, to include making timely repairs. Only if the warranty applies will Viega be responsible for the remedy under this warranty. The part or parts which you claim failed should be kept and Viega contacted by writing to the address below or telephoning 1-877-843-4362 within thirty

(30) calendar days after the leak or other failure and identifying yourself as having a warranty claim. You should be prepared to ship, at your expense, the product which you claim failed due to a manufacturing defect, document the date of installation, and the amount of the repair or replacement if performed by you. Within a reasonable time after receiving the product, Viega will investigate the reasons for the failure, which includes the right to inspect the product at a Viega location and reasonable access to the site of damage. Viega will notify you in writing as to the results of its review.

In the event that Viega determines that the failure or leak was the result of a manufacturing defect in the Viega Product covered by this warranty and this warranty applies, the EXCLUSIVE AND ONLY REMEDY under this warranty shall be the reimbursement for reasonable charges for repair or replacement of the Viega Product itself. VIEGA SHALL NOT BE LIABLE FOR ANY CONSEQUENTIAL OR OTHER DAMAGE (FOR EXAMPLE, ECONOMIC LOSS, WATER OR PROPERTY OR MOLD REMEDIATION) UNDER ANY LEGAL THEORY AND WHETHER ASSERTED BY DIRECT ACTION, FOR CONTRIBUTION OR INDEMNITY OR OTHERWISE.

THE ABOVE WARRANTY IS IN LIEU OF ALL OTHER WARRANTIES, EXPRESS OR IMPLIED, INCLUDING, BUT NOT LIMITED TO, THE IMPLIED WARRANTIES OF MERCHANTABILITY AND FITNESS FOR A PARTICULAR PURPOSE OR ANY STATUTE OF LIMITATIONS RELATING TO SUCH WARRANTIES. Other than this Limited Warranty, Viega does not authorize any person or firm to create for it any other obligation or liability in connection with its products.

This Limited Warranty gives you specific legal rights and you also may have other rights which may vary from state to state. This warranty shall be interpreted and applied under the law of the state in which the product is installed and is intended as a COMMERCIAL WARRANTY.

Viega LLC

100 N. Broadway, 6th Floor
Wichita, KS 67202

Phone: 1-800-976-9819

Fax: 1-800-976-9817

www.viega.us

insidesales@viega.us

©2015, Viega®, ProPress®, MegaPress®, SeaPress®, ProGeo® and FostaPEX®, are registered trademarks of Viega GmbH & Co. KG. Smart Connect®, ManaBloc® and Radiant Wizard® are registered trademarks of Viega LLC. ViegaPEX™ is a trademark of Viega GmbH & Co. KG. MiniBloc™, ProRadiant™, Zero Lead™, PolyAlloy™, SmartLoop™, are trademarks of Viega LLC. RIDGID® is a registered trademark of RIDGID, Inc. LoopCAD® is a registered trademark of Avenir Software Inc.



PG-MP 724453 0715

This document subject to updates. For the most current Viega technical literature please visit www.viega.us.
Click Services -> Click Electronic Literature Downloads -> Select Product Line -> Select Desired Document